

Freestanding Appliance





Contents

Introduction	
Welcome to Miele	04
Brand Promise	06
Systematic laundry care	08
Coffee Machine	52
Cooling	62
Dishwasher	76
Vacuum Cleaners	84



Laundry Care

Washing machines	10
Glossary of washing machines	22
Washing machines summary	24

Tumble dryers	26
Glossary of tumble dryers	32
Tumble dryer summary	34

Washer-Dryers	36
Glossary of Washer-dryers	40
Washer-Dryer Summary	41

Ironing System

Fashion Master	42
Rotary ironers	48





Welcome to Miele

IMMER BESSER (forever better) - our pledge

When our two great grandfathers were in the process of founding the Miele company, they had to make sure they stood apart from the competition in order to be successful. There are effectively only two ways of doing this: either by being cheaper than the rest or by being better than the rest. It is not really possible to be both at the same time.

They decided to be "better" than the rest.

Numerous best in class awards and certificates attest to the fact that Miele has continued to renew its commitment to being "immer besser" (forever better) throughout the past 115 years. However, the millions of satisfied customers around the world are perhaps the most important endorsement.

At the heart of this success lies a continuity of values and goals which are typically only found in companies which have been family-run for generations, rather than in businesses which are guided by the often short-term interests of the stock market.

It is in this sense that Miele has embodied first-class product quality and German engineering since 1899. Miele also stands in equal measure for respect, fairness and mutual esteem towards sales partners, customers, suppliers, employees and neighbours. Buying a Miele is an environmentally friendly decision. We ensure this by using methods of production that save resources as well by producing products which set new standards in terms of their consumption of electricity, water and detergent – and save you money at the same time.*

As directors and co-proprietors of the fourth generation of our business we promise you that this will not change.

Markus Miele

Dr. Markus Miele

Reinhard Zinkann

Dr. Reinhard Zinkann

* Please visit www.miele-sustainability.com for more information on our efforts and guiding principles

"IMMER BESSER" (FOREVER BETTER)

Our brand promise



There are many good reasons for choosing Miele.

Here are just six of them.

Since the company was founded in 1899, Miele has remained true to its 'Immer Besser' (forever better) brand promise. This means that we will do all that we can to be „immer besser“ (forever better) than our competitors and „immer besser (forever better) than we already are.



Miele quality

For more than 100 years it has been a proven adage that you can trust Miele and rely on our appliances. We are the only manufacturer in our branch of industry to test products such as our washing machines, tumble dryers, dishwashers and ovens to the equivalent of 20 years' use. Once a Miele, always a Miele: Miele customers around the world remain loyal to Miele and recommend Miele to others. Looking to the future, we promise not to entertain any compromises when it comes to the dependability and durability of our appliances.



Miele technology

Miele stands for top-class results combined with minimum energy consumption. This goes for the hygienic and gentle care of your laundry, your flooring and your crockery as well as when conjuring up exquisite culinary delights. The key to this is a wealth of innovative features available only from Miele. This is borne out by numerous first places in leading product tests conducted around the world.



Miele convenience

Whether using a conventional rotary switch, discreet sensor controls or a high-resolution touch display like the one on your smartphone: operating a Miele appliance is both easy and fun. Add to this a multitude of convenient and reliable automatic programmes and a great love of detail - success is guaranteed - on board both laundry and kitchen appliances. Make life easier for yourself with Miele!




Miele design

Miele believes in clean lines and timeless elegance. Nowhere else will you find such a comparable range of built-in kitchen appliances, with consistency in design lines and colour options, to suit the most diverse of interior designs and kitchen furniture fronts. Great care is taken to coordinate appliance design across the range. Whatever the style of your kitchen: Miele is the perfect match.



Miele Service

Miele customers enjoy preferential treatment: Thanks to our fast and efficient after-sales service operation which has been voted best in its branch of industry many times over. Even if you need personalised instructions on appliance use or professional cleaning of your appliances, Miele will gladly make a home visit. We will always be there for you. That's a promise!



Miele brand

In many countries Miele is the most coveted brand in its branch of industry. On its own home market in Germany, Miele was even voted 'best brand ever' in 2013, across all product branches. And the ownership of products from such a brand reveals much about its users: Miele customers have high expectations for the performance and the environmental friendliness of their domestic appliances. People who buy Miele are quality conscious and have style.



This is only available from Miele

Perfect systematic laundry care



Our laundry-care system covers the entire process, from washing and drying to ironing. Even Miele's CareCollection products were developed in our in-house laboratories and are perfectly tailored to Miele machines.

The ideal combination

Miele washing machines and dryers are perfectly coordinated. As a result, you can find a matching dryer for every washing machine with respect to design and features. This enables us to offer you best cleaning and care performance combined with gentle laundry care.



Perfect laundry finish

Most textiles still require ironing before they are perfectly finished, and mechanical and thermal treatment protects items during the process. You can iron particularly easily, conveniently, quickly and effectively using the Miele FashionMaster steam ironing system and Miele rotary ironers.



Results are simply perfect

Not all off-the-shelf products deliver the same results on all washing machines. For this reason, we have developed the Miele CareCollection in our own laboratories in collaboration with selected suppliers. The formulas are perfectly adapted to Miele washing machines and tumble dryers. This allows you to tap the potential of your Miele machines to the full and reduce the burden on the environment at the same time.



Discover the new dimension for perfect cleanliness!





World premiere!

TwinDos

Automatic dispensing



Free on-pack consisting of one UltraPhase 1 and one UltraPhase 2 cartridge when purchasing a washing machine with TwinDos function.

**Exclusive
to Miele**

TwinDos

Type of textile, quantity of laundry and the degree of soiling - all these factors have to be taken into consideration to dispense the right amount of detergent. This sounds pretty complicated. And that is why Miele steps in and takes over.

With the TwinDos function two detergent containers can be integrated into the washing machine and, at the touch of a button, the appliance dispenses the optimum quantity of detergent for the laundry to be washed.

For best results use the unique Miele 2-Phase detergent - UltraPhase 1 and 2. TwinDos dispenses the two components at the correct time during the wash process. This system washes your clothes thoroughly and ensures radiant coloured and white textiles.

As an alternative, TwinDos can also dispense conventional liquid detergents or conditioner automatically. Simply fill the Miele refill containers, which are available as a Miele optional accessory, with those products and the appliance dispenses the correct quantity.

No matter what you choose: Miele's TwinDos always dispenses the right quantity, simply and cleanly. And should you wish to use a different detergent such as powder-no problem! Simply dispense the powder via the detergent dispenser drawer.

30% detergent savings¹⁾

By the way, such accurate dispensing is difficult to accomplish manually. This is also certified by the ecological institute Öko-Institut e.V. in Freiburg, Germany, which confirms a 30% detergent saving potential thanks to the automatic dispensing feature from Miele.

TwinDos
The best
liquid detergent
system

^{*}Features depend on model

¹⁾According to Öko-Institut e. V report dd. 06.09.2013: 'Potential savings with automatic TwinDos dispensing on washing machines'

World premiere! Miele UltraPhase 1 and 2

For washing machines **W1** with TwinDos

HOHENSTEIN INSTITUTE	Competence in Textiles · Worldwide
	The endorsed properties for the automatic 2-phase dosing system using Miele UltraPhase 1 and UltraPhase 2 detergents were compared with branded liquid detergents at different temperatures.
Tested QUALITY	At 40°C the stain removal was tested against a colour care detergent, and at 60°C the stain removal, degree of whiteness and anti-greying properties were tested against a heavy-duty detergent.
	The dosing accuracy was confirmed regardless of the washing temperature.
www.hohenstein.com	

TEST NO: HL 13.2.10991

AUTOMATIC 2-PHASE DOSING SYSTEM

- › Stain removal
- › Degree of whiteness
- › Anti-greying
- › Dosing accuracy

Exclusive to Miele

Best liquid detergent system on the market!

The German Hohenstein test institute tested the automatic 2-Phase dispensing system in connection with Miele's UltraPhase 1 and UltraPhase 2 detergents. They confirmed excellent wash results in terms of stain removal, the degree of whiteness, the anti-greying effect and accuracy of dispensing.





No other liquid detergent washes whites as well as coloureds as thoroughly as the 2-Phase-System from Miele. That is because conventional liquid detergents do not contain any bleach which would damage the other ingredients. But bleach is necessary to remove stubborn stains (coffee, tea, fruit juice, red wine).



UltraPhase 1 and 2 are stored and dispensed separately which makes it possible to add bleach to the TwinDos system. Active ingredients in UltraPhase 1 break up the soil and remove stains such as oil, grease, protein and starch stains.



With UltraPhase 2, bleach is added at the appropriate time during the wash process and removes even stubborn stains such as coffee, tea, fruit juice or red wine. Experience Miele's Chemistry Laboratory and the cleaning performance of UltraPhase 1 and UltraPhase 2 on www.miele.de (Products - Miele cleaning products).





World premiere!

PowerWash and PowerWash 2.0

**Exclusive
to Miele**

Miele's PowerWash System* revolutionises washing.

It achieves a cleaning performance at a speed which has never been achieved before in laundry care. The PowerWash System comprises two superior performance characteristics:

Intensive Flow ensures outstanding wash performance of Miele appliances: the wash performance increases by 10%¹⁾.

In the **QuickPowerWash** programme your laundry is washed in less than one hour – and still achieves perfect cleaning results.

The performance of the PowerWash System has been tested and confirmed¹⁾ by the highly reputable wfk Institute for Applied Research in Krefeld, Germany:



Top-class cleaning performance: at least 10% better than before.

Excellent cleaning performance in less than one hour.

**Exclusive
to Miele**

PowerWash 2.0 – taking PowerWash onto the next level

Miele washing machines with PowerWash 2.0 wash 40%²⁾ more economical than is required for A+++ rated appliances, the best energy efficiency rating – and wash even small loads extremely energy efficiently. The secret: The innovative Spin&Spray wash technology allows washing with a particularly low water level which saves valuable energy for heating up water. This does not compromise the very good cleaning performance, excellent rinsing results and moderate programme durations, even in the Cotton Eco programme. No wash programme of Miele W1 models require more than three hours. PowerWash 2.0 sets new standards for efficient washing: without compromises, clean and efficient as ever before.

*Features depend on model

¹⁾ Test report WL 6401/13

²⁾ 40% more energy-efficient than that required for A+++ rating (46)



World premiere!

CapDosing

Perfect for special applications



With the purchase of a washing machine with CapDosing you are given three capsules free of charge.

**Exclusive
to Miele**

CapDosing

Would you like to achieve perfect wash results on items requiring special treatment such as woollens or outdoor clothing too – with very little effort? For this, we now offer Miele Caps. These small portioned capsules are simply placed into the fabric conditioner compartment. The Miele washing machine dispenses the contents of the Caps at the perfect point in time during the wash process – completely automatically.

Our capsule range also includes fabric conditioner with three fragrances (Aqua, Cocoon and Nature) as well as a reproofing agent to remove stubborn soil.



CapDosing
The perfect addition
for special
applications



Which fundamental performance specifications are important to you?

Overview of the product highlights* of Miele W¹ washing machines

**Exclusive
to Miele**

TwinDos

Automatic dispensing -
TwinDos offers 2 options for this:

For best results use UltraPhase 1 and 2, Miele's unique 2-Phase detergent system. TwinDos dispenses the two components at the appropriate time during the wash process. This system washes your clothes thoroughly, and ensures radiant coloured and white textiles. With this system, Miele offers the best liquid detergent system on the market.

As an alternative, TwinDos can also automatically dispense conventional liquid detergents or conditioner. Simply fill the Miele refill containers with those products and the appliance dispenses the right quantity.



**Exclusive
to Miele**

PowerWash 2.0

Clean, fast and particularly energy efficient when washing small loads.

**Exclusive
to Miele**

PowerWash

The new power of washing washes cleaner and faster than ever.

**Exclusive
to Miele**

QuickPowerWash

Fast and thorough: clean laundry in less than 1 hour

**Exclusive
to Miele**

CapDosing

Dispense special detergent, fabric conditioner and additives simply by using portioned capsules.

**Exclusive
to Miele**

SoftSteam drum¹⁾

Achieving perfectly treated laundry quickly: The Pre-ironing function smooths your garments before they leave the drum.

*Features depend on model

¹⁾European patent EP 2 390 399 B1


What do the icons mean?


All symbols for front-loading washing machines at a glance


A chart containing all Miele front-loading washing machines are explained in detail again on the next pages. As a rule, Miele products have many different functions and features.


Icons of the most important features directly above the product ensure differentiation at a glance. For a faster overview we are giving you a brief explanation of all used icons in this product group on this page.





 **Energy efficiency**
Indicates the energy efficiency rating of the machine.


 A+++ to A+ energy efficiency ratings are displayed.


 **Type of drum/load size**
Indicates the type of drum and drum capacity.


 SoftSteam drum¹⁾ with 1-9 kg load capacity.


 Honeycomb drum¹⁾ with 1-7 kg load capacity.


 **Water protection systems**
Indicates the type of water protection system installed.


 WPS: In the event of a leak, a double solenoid valve stops the flow of water directly at the stopcock.


 WCS: Monitors the water intake, detects leakages and water in the drip tray.


 **Dispenser system**
Indicates which automatic dispensing system the machine features.


 TwinDos: automatic dispensing with the revolutionary 2-Phase-System or other liquid detergents.


 AutoDos: selects the best detergent and dispenses the correct amount automatically.


 **PowerWash System**
Indicates if the appliance features the PowerWash System.

 PowerWash: The new power of washing washes cleaner and faster than ever.

 **CapDosing**
Indicates if the appliance features CapDosing.

 Dispense special detergents, fabric conditioners and additives using portioned capsules.


 **Stains option**
Indicates if the appliance features the stains option

 Select from up to 23* different types of stains: The machine adapts the wash programme accordingly and provides tips in the display.



Front-loading washing machines

W Classic



Model/Sales designation	WDA 100
Load in kg	7.0
Design	
Can be slotted-under/built-under/stacked	●/●/●
Door hinging	right
Spin	
Max. spin speed	1400
Design	
Machine colour/Fascia colour	Lotus white/Lotus white
Speed selector colour	Lotus white
Fascia panel version	Straight
Door design	Chrome
Display	7-segment
Cleaning performance	
PowerWash System/PowerWash 2.0	-/-
TwinDos/LiquidWash	-/-
CapDosing/Stains option	-/-
Gentle laundry care	
SoftSteam drum/Honeycomb drum	-/●
User convenience	
SteamCare/Pre-ironing	-/-
Delay start up to 24 h/Countdown indicator/Time-of-day indicator	-/●/-
Drum lighting/Audible signal	-/-
Display language selection/AutoClean detergent drawer	-/-
ComfortLift/Transport base	-/-
Efficiency and sustainability	
Efficiency classification/Spin performance classification	A++/B
Annual water consumption in l/Annual energy consumption in kWh	10560/179
Noise level during washing/spinning in db(A) re1pW	54/77
Profi Eco motor/Profi FC motor/PWM motor	-/-/●
Hot water/AllWater connection	-/-
EcoFeedback function	-
Automatic load recognition/Flow meter/Foam control	●/●/●
Main wash programmes	
Cottons/Minimum iron/Delicates	●/●/●
QuickPowerWash/Express/Express 20	-/-/●
Shirts/Silks/Woolens	●/-/●
Dark laundry/Denim/Dark items, Denim	-/-/●
Outdoor/Proofing/Down duvets	-/-/-
Mixed load/Favourites	-/-
Main wash options	
ProgrammeManager/Water plus/Extra quiet	-/●/-
Short/Soaking/Pre-wash programme	●/●/●
Appliance networking	
Miele@home/SmartStart/MobileControl	-/-/-
Quality	
Suds container	Stainless steel
Enamelled front/Counterweights made of cast iron	●/●
Safety	
Water Control System/WaterProof System/WaterProof Metal	●/-/-
Safety lock/PIN code	-/-
Technical data	
Appliance dimensions in mm (W x H x D)	595 x 850 x 610

Front-loading washing machines

ChromeEdition



Model/Sales designation	WKB 120 WCS	WKF 120 WPS	WKR 570 WPS
Load in kg	8.0	8.0	9.0
Design			
Can be slotted-under/built-under/stacked	●/●/●	●/●/●	●/-/●
Door hinging	right	right	right
Spin			
Max. spin speed	1600	1600	1600
Design			
Machine colour/Fascia colour	Lotus white/Lotus white	Lotus white/Lotus white	Lotus white/Lotus white
Speed selector colour	Lotus white	Lotus white	Lotus white
Fascia panel version	Straight	Straight	Slanted
Door design	Aluminum silver	Chrome	Chrome
Display	1-line	1-line	4-line TFT
Cleaning performance			
PowerWash System/PowerWash 2.0	-/-	●/-	●/-
TwinDos/LiquidWash	-/-	-/-	●/-
CapDosing/Stains option	●/-	●/●	●/●
Gentle laundry care			
SoftSteam drum/Honeycomb drum	●/-	●/-	●/-
User convenience			
SteamCare/Pre-ironing	-/●	-/●	-/●
Delay start up to 24 h/Countdown indicator/Time-of-day indicator	●/●/-	●/●/-	●/●/●
Drum lighting/Audible signal	-/●	-/●	LED/●
Display language selection/AutoClean detergent drawer	●/●	●/●	●/●
ComfortLift/Transport base	-/-	-/-	-/-
Efficiency and sustainability			
Efficiency classification/Spin performance classification	A+++/A	A+++/A	A+++/A
Annual water consumption in l/Annual energy consumption in kWh	9900/176	9900/156	11000/174
Noise level during washing/spinning in db(A) re1pW	48/73	48/73	46/72
Profi Eco motor/Profi FC motor/PWM motor	●/-/-	●/-/-	●/-/-
Hot water/AllWater connection	-/-	-/-	-/-
EcoFeedback function	-	●	●
Automatic load recognition/Flow meter/Foam control	●/●/●	●/●/●	●/●/●
Main wash programmes			
Cottons/Minimum iron/Delicates	●/●/●	●/●/●	●/●/●
QuickPowerWash/Express/Express 20	-/-/●	●/-/●	●/-/●
Shirts/Silks/Woolens	●/-/●	●/●/●	●/●/●
Dark laundry/Denim/Dark items, Denim	-/-/●	-/-/●	●/●/-
Outdoor/Proofing/Down duvets	-/-/-	●/●/●	●/●/●
Mixed load/Favourites	-/-	-/-	●/●
Main wash options			
ProgrammeManager/Water plus/Extra quiet	-/●/-	●/●/-	●/●/-
Short/Soaking/Pre-wash programme	●/-/-	●/-/-	●/●/●
Appliance networking			
Miele@home/SmartStart/MobileControl	-/-/-	-/-/-	-/-/-
Quality			
Suds container	Stainless steel	Stainless steel	Stainless steel
Enamelled front/Counterweights made of cast iron	●/●	●/●	●/●
Safety			
Water Control System/WaterProof System/WaterProof Metal	●/-/-	●/-/-	-/●/-
Safety lock/PIN code	●/●	●/●	●/●
Technical data			
Appliance dimensions in mm (W x H x D)	596 x 850 x 636	596 x 850 x 636	596 x 850 x 636



Bouncy, fragrant and virtually free of creases —
that is how we dry nowadays!



World premiere! FragranceDos

Fragrance flacons for tumble dryers for a fresh and long-lasting fragrance experience – completely automatically

Discover a new kind of freshness



Free Aqua fragrance flacon when purchasing a tumble dryer with FragranceDos.

Exclusive to Miele With your Miele tumble dryer you can now enjoy the superb convenience of a long-lasting and well-balanced fragrance. The new Miele fragrances add your personal favourite scent to your laundry during the drying process. This results in particularly bouncy and beautifully fragrant laundry. Choose your very own personal favourite from 5 fragrances.

The fragrance flacon¹⁾ is simply fitted into a holder on the easily accessible fluff filter and distributes an unobtrusive fragrance evenly onto your laundry. The intensity of the fragrance can be adjusted by turning the flacon. For an ultimate freshness experience after each drying cycle!

FragranceDos

Scented laundry
just the way
you like it



SteamFinish

**Steam application
reduces the need
for ironing**

SteamFinish

A fast alternative to ironing – the Steam Smoothing programme

If ironing is not one of your favourite tasks, then you will appreciate Miele's Steam Smoothing programme. At the beginning of the drying process, water is sprayed into the honeycomb drum creating a fine mist which is heated by the drying air. The developing steam penetrates the textiles and visibly smooths the laundry. This ensures that ironing is much easier and faster – or completely superfluous.

Perfect Dry

Spot-on drying
thanks to
mineral sensors

14:16
0:56 h
Perfect Dry

EcoFeedback

Settings
Drying level

Duration

Delay start

Which fundamental performance specifications are important to you?

Overview of the product highlights* of Miele tumble dryers

**Exclusive
to Miele**

Perfect Dry

Perfect drying results thanks to mineral sensors: with this patented¹⁾ Perfect Dry system, your laundry dries perfectly – even if the water contains significant amounts of calcium. This is by no means the norm on tumble dryers. The calcium content in the water influences residual moisture sensing – and in turn has an impact on drying results. Perfect Dry with mineral sensors takes the current calcium content of your water into account and accurately adjusts the drying process accordingly. This ensures that your laundry is not too dry or too damp. The selected drying stage is always achieved.



**Exclusive
to Miele**

FragranceDos

Freshness for all the senses: with Miele you not only have particularly bouncy, but also beautifully fragrant laundry.



SteamFinish

Achieving perfectly laundered textiles fast: steam and heat smooth your textiles before they leave the tumble dryer.



**Exclusive
to Miele**

Honeycomb drum²⁾

Fewer creases, easier ironing: the honeycomb structure allows laundry to be dried gently and evenly.



Energy efficiency

In harmony with the environment: heat-pump dryers from Miele achieve the highest energy efficiency ratings.



ProfiEco motor

Powerful and economical: with ProfiEco motors from Miele, laundry is dried effectively, gently and economically.

*Features depend on model

¹⁾German patent DE 19 719 661 C2


²⁾European patent EP 1 293 594 B1


What do the icons mean?


All symbols for tumble dryers at a glance


Charts on the following pages contain detailed information on all Miele tumble dryers. In General, Miele products have many different functions and characteristics.


Icons of the most important features directly above the product ensure differentiation at a glance. For a faster overview we are giving you a brief explanation of all used icons in this product group on this page.





 **Energy efficiency**
Indicates the energy efficiency rating of the machine.


 A+++ to A+ energy efficiency ratings are displayed.


 **Type of drum/load size**
Indicates the type of drum and drum capacity.


 Honeycomb drum¹⁾ with 1-9 kg load capacity.


 **Heat pump**
Indicates if the appliance features heat-pump technology.


 Also for delicate items: not only economical, but also particularly gentle drying.


 **Perfect Dry²⁾**
Indicates if the appliance features PerfectDry technology.


 Always perfectly dried: PerfectDry takes the mineral content of your water into account and modifies the process duration accordingly.


 **FragranceDos**
Indicates if fragrance flacons can be used on the appliance.


 Freshness for all the senses: with Miele you not only have particularly bouncy but also beautifully fragrant laundry.


 **SteamFinish**
Indicates if the appliance features the SteamFinish programme.

 Achieving perfectly laundered textiles fast: steam and heat smooth your textiles before they leave the tumble dryer.

 **EcoFeedback**
Indicates if the appliance displays information on energy consumption and fluff filter condition.


 Information always at a glance: energy consumption and fluff filter condition is indicated – for permanently low consumption.

 **Gentle Smoothing**
Indicates if the appliance features this particularly gentle smoothing programme.

 Great smoothing effect: damp as well as dry laundry is visibly smoother.

¹⁾European patent EP 1 293 594 B1

²⁾German patent DE 19 719 661 C2



Tumble Dryers

T Classic



Model/Sales designation	TDA 140
Load in kg	7.0
Design	
Can be slotted-under/built-under/stacked	●/●/●
Door hinging	Left
Construction type	
Heat-pump tumble dryer/condenser dryer/vented tumble dryer	-/●/-
Design	
Machine colour/Fascia colour	Lotus white/Lotus white
Speed selector colour	Lotus white
Fascia panel version	Straight
Door design	White
Display	7-segment
Drying results	
Perfect Dry/FragranceDos	●/●
SteamFinish	-
Intelligent drum reversing	●
Gentle laundry care	
Patented honeycomb drum/Conventional drum	●/-
User convenience	
Integrated condensate drainage	●
Delay start up to 24 h/Countdown indicator/Time-of-day indicator	-/●/-
Drum lighting	Bulb
Display language selection	-
Efficiency and sustainability	
Energy efficiency class/Condensation efficiency classification	B/A
Annual current consumption in kWh	494
Noise level during standard programme in db(A) re1pW	63
Time in standard programme in min	109
Type of refrigerant	-
EcoFeedback function	-
ProfiEco motor	-
Maintenance-free heat exchanger	-
Main drying programmes	
Cottons/Minimum iron/Delicates	●/●/-
Shirts/Finish silks/Finish woollens	-/-/●
Steam smoothing/Gentle smoothing	-/●
TurboDry/Express	-/-
Outdoor/Proofing/Standard pillows	-/-/-
Mixed load/Favourites	-/-
Main drying options	
Freshen up/Turbo/Eco	-/-/-
Anti-crease action/Audible signal	●/●
Low temperature/Gentle tumble	●/-
Appliance networking	
Miele@home/SmartStart/MobileControl	-/-/-
Quality	
Soft ribs/Enamelled front	●/●
Safety	
PIN code lock	-
Empty container" indicator/"Clean filters" indicator	●/●
Technical data	
Appliance dimensions in mm (W x H x D)	595 x 850 x 580

TumbleDryers

ChromeEdition



Model/Sales designation	TKB 340 WP	TKR 650 WP
Load in kg	8.0	9.0
Design		
Can be slotted-under/built-under/stacked	●/●/●	●/-/●
Door hinging	Left	Left
Construction type		
Heat-pump tumble dryer/condenser dryer/vented tumble dryer	●/-/-	●/-/-
Design		
Machine colour/Fascia colour	Lotus white/Lotus white	Lotus white/Lotus white
Speed selector colour	Lotus white	Lotus white cap/chrome ring
Fascia panel version	Straight	Slanted
Door design	White	Chrome
Display	7-segment	4-line TFT
Drying results		
Perfect Dry/FragranceDos	●/●	●/●
SteamFinish	-	●
Intelligent drum reversing	●	●
Gentle laundry care		
Patented honeycomb drum/Conventional drum	●/-	●/-
User convenience		
Integrated condensate drainage	●	●
Delay start up to 24 h/Countdown indicator/Time-of-day indicator	●/●/-	●/●/●
Drum lighting	LED	LED
Display language selection	-	●
Efficiency and sustainability		
Energy efficiency class/Condensation efficiency classification	A+/A	A++/A
Annual current consumption in kWh	265	259
Noise level during standard programme in db(A) re1pW	66	64
Time in standard programme in min	156	178
Type of refrigerant	-	-
EcoFeedback function	-	●
ProfiEco motor	-	●
Maintenance-free heat exchanger	●	●
Main drying programmes		
Cottons/Minimum iron/Delicates	●/●/●	●/●/●
Shirts/Finish silks/Finish woollens	-/●/●	●/●/●
Steam smoothing/Gentle smoothing	-/●	●/●
TurboDry/Express	-/●	-/●
Outdoor/Proofing/Standard pillows	-/-/-	●/●/●
Mixed load/Favourites	-/-	●/●
Main drying options		
Freshen up/Turbo/Eco	-/-/-	●/-/-
Anti-crease action/Audible signal	●/●	●/●
Low temperature/Gentle tumble	-/●	-/●
Appliance networking		
Miele@home/SmartStart/MobileControl	-/-/-	-/-/-
Quality		
Soft ribs/Enamelled front	●/●	●/●
Safety		
PIN code lock	●	●
Empty container* indicator/"Clean filters" indicator	●/●	●/●
Technical data		
Appliance dimensions in mm (W x H x D)	596 x 850 x 636	596 x 850 x 636

How would you like your washer-dryer to be installed?

Washing and drying on the smallest of footprints

Washing machine and condenser dryer in one single unit

Miele washer-dryers combine the functions of a washing machine and a tumble dryer in one single unit. This allows you to wash and then dry 3 kg of laundry without having to transfer the laundry to a second machine. With the Express programme, lightly soiled laundry is washed and dried in 105 minutes! This is perfect laundry care on the smallest of footprints – ideal for those who only have space for one machine or do not want to use up more space than is absolutely necessary.





Freestanding washer-dryers

Well-equipped front-loading machines with many practical functions simplify laundry care. This freestanding appliance can be installed and connected independently of other appliances – adaptable also for the future.



Integrated washer-dryers

High-quality Miele technology in individual design: integrated washer-dryers can be perfectly integrated into your kitchen cabinetry. With a matching furniture front panel you can create an elegant, uniform appearance.



Which fundamental performance specifications are important to you?

Overview of Miele washer-dryer highlights

**Exclusive
to Miele**

Patented¹⁾ uniqueness

Miele's unique honeycomb drum with hexagonal sections allows laundry to glide gently on a thin film of water. This protects fabrics, improves the removal of creases and produces more uniform drying results.



Smoothing with steam

Low creasing, fast ironing: clever use of steam for the efficient preparation of laundry for ironing or to freshen it up.

**Exclusive
to Miele**

Express

For those who lead a busy life: lightly soiled textiles washed and dried in only 105 minutes in the Express programme.



Sensor-controlled drying

Excellent drying results: thanks to direct moisture sensing and intelligent electronics.



Thermo spin

Cut costs with Miele: the special combination of hot air and tumbling action before the drying cycle saves time and electricity.



**Exclusive
to Miele**

Rinse out fluff – patented²⁾

No discolouration of textiles through fluff: fluff created during the drying cycle is thoroughly rinsed out of the appliance.



¹⁾European patent EP 0 935 687 B1


²⁾German patent: DE 197 42 282 C1

What do the icons mean?

All symbols for washer-dryers at a glance

Charts on the following pages contain detailed information on all Miele washer-dryers. In general, Miele products have many different functions and characteristics.

Icons of the most important features directly above the product ensure differentiation at a glance. For a faster overview we are giving you a brief explanation of all used icons in this product group on this page.



Energy efficiency

Indicates the energy efficiency rating of the machine.



A to C energy efficiency ratings are displayed.



Type of drum/load size

Indicates the type of drum and drum capacity.



Honeycomb drum¹⁾ with 1-6 kg load capacity.



Water protection systems

Indicates the type of water protection system installed.



WPM: Intelligent sensors and a metal-reinforced intake hose ensure highest level of safety.



Smoothing function

Indicates which smoothing function the appliance features.



Gentle and smooth: laundry is perfectly refreshed and prepared for ironing.



Thermo spin

Indicates if the appliance has the Thermo spin function.



Cut costs with Miele: the special combination of hot air and tumbling action before the drying cycle saves time and electricity.



Stains option


Indicates if the appliance features the stains option




Select from up to 23* different types of stains: The machine adapts the wash programme accordingly and provides tips in the display.

Washer-Dryer, WT2700

Product summary



Model/Sales designation	WT 2780 WPM
Load in kg	5.5
Design	
Stackable/Side-by-Side	●/●
Can be slotted-under/built-under	●/●
Door hinging	right
Washing machine with dryer function	
Electronic residual moisture measurement during drying/Condenser dryer with water cooling	●/●
Thermo spin	●
Spin	
Max. spin speed	1600
Rinse hold/"Without spin" function	●/●
Design	
Machine colour/Fascia colour	Lotus white/Lotus white
Fascia panel version/Display	Straight/3-line
Door design	Chrome
Gentle laundry care	
Patented honeycomb drum	●
User convenience	
Delay start up to 24 h/Countdown indicator/Time-of-day indicator	●/●/●
Drum lighting	LED
Display language selection	●
AutoClean dispenser drawer	●
Load indicator and dispensing recommendation	●
Automatic lint rinsing	●
Efficiency and sustainability	
Energy efficiency class/Wash performance	A/A
Total water consumption in standard programme after washing and drying in l/Energy consumption in kWh	69/3.7
Low-temperature washing „Cold“ and „20°C“/Automatic load control	●/●
Main wash programmes	
Cottons/Minimum iron/Synthetics	●/●/●
Shirts/Silks/Silk, Lingerie/Woolens	●/●/-/●
Automatic plus/Express 20/Soft toys	-/-/●
Dark laundry/Denim/Hygiene	●/●/●
Pillows/Down filled items/Curtains	●/-/●
Outdoor/Proofing/New textiles/Sportswear/Trainers	●/●/●/●/●
Main drying programmes	
Cottons/Minimum iron/Synthetics	●/●/●
Shirts/Silks/Woolens	●/●/●
Automatic plus/Express	●/-
Dark laundry/Denim/Hygiene	●/●/●
Outdoor/Proofing/New textiles	●/●/●
Sportswear/Trainers/Standard pillows	●/●/●
Smoothing/Freshen up	-/●
Cool air/Warm air	●/●
Main wash options	
Soak/Pre-wash/Water plus/Short/Extra quiet/Stains	●/●/●/●/●/●
Main drying options	
Anti-crease action/Gentle tumble	●/-
Quality	
Enamelled front/Counterweights made of cast iron	●/-
Safety	
Water Control System/WaterProof System/WaterProof Metal	●/-/-
Safety lock/PIN code	●/●
Technical data	
Appliance dimensions in mm (W x H x D)	595 x 850 x 577



Crease-free in next to no time - your convenient ironing partners!






Which fundamental performance specifications are important to you?

Overview of the product highlights* of Miele's FashionMaster 2.0 steam ironing system

Exclusive to Miele **Honeycomb soleplate**
It already ensures outstanding gentle treatment of laundry in washing machines and tumble dryers: the patented honeycomb drum. The same principle is now also applied to the FashionMaster 2.0, making a fine difference compared with other systems. The unique honeycomb soleplate¹⁾ achieves best ironing results combined with perfect laundry care. Unlike conventional hand irons, the steam is distributed quickly and evenly along the channels between the hexagons across the entire soleplate. This creates a film of steam which allows the hand iron to glide effortlessly, but at the same time effectively, over textiles.



Exclusive to Miele **1-2-Lift-System**
Two easy steps to set up, requiring little or no effort at all! Ready for use in next to no time thanks to the patented²⁾ 1-2-Lift-System.

Infinite height adjustment
Simply ergonomic: the built-in gas-pressure stay brings the ironing table to the perfect working height. (83 to 102 cm).

Exclusive to Miele **Steamer/Steam Jet**
Multi talent: with the practical Steamer/Steam Jet, hanging clothes, jackets, curtains, etc. are gently ironed.

Steam
More than merely blowing hot air: 4 bar steam pressure and a consistent steam output of 100 g/minute for professional ironing results.

Non-stick soleplate
Perfect care: sequins, prints, delicate fabrics and dark items are all ironed without creating shiny patches.

*Features depend on model

¹⁾European patent EP 2 233 632 B1

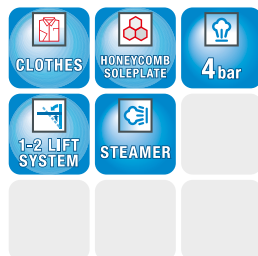
²⁾European patent EP 2 169 108 B1


What do the icons mean?


All symbols for the FashionMaster at a glance


Charts on the following pages contain detailed information on Miele's FashionMaster. In General, Miele products have many different functions and characteristics.


Icons of the most important features directly above the product ensure differentiation at a glance. For a faster overview we are giving you a brief explanation of all used icons in this product group on this page.





 **Steamer/Steam Jet**
Indicates if the appliance features a Steamer/Steam Jet.


 With the practical Steamer/Steam Jet, hanging clothes, jackets, curtains, etc. are gently ironed.


 **Fabric**
Indicates for which textiles this appliance is particularly suited.


 This appliances is particularly suited to iron clothes.


 **Honeycomb soleplate¹⁾**
Indicates that the appliance has a honeycomb soleplate.

 Perfect results: the steam distributing along the channels of the honeycomb structure helps the iron to glide smoothly and effectively over the laundry.

 **Steam**
States the steam output of the appliance.

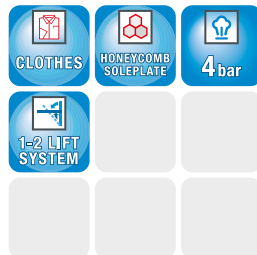
 4 bar steam pressure and 100 g/min constant steam for professional ironing results.

 **1-2-Lift-System**
Indicates that the appliance features the 1-2-Lift-System.

 Two easy steps to set up, requiring little or no effort at all! Ready for use in next to no time thanks to the patented²⁾ 1-2-Lift-System.

FashionMaster

Product summary



Model/Sales designation	B 2826
Design	
Iron colour	Anthracite/lotus white
Ironing board cover colour	Anthracite
Perfect ironing results	
Honeycomb soleplate	●
Steam pressure in bar	4.0
Steam quantity in g/min	100
Vertical steam	●
Steam starting from temperature level	2
Steamer	–
Inflation function	●
Suction function	●
Second fan power level	●
Non-stick soleplate	●
Time-saving ironing	
Water container volume in l	1.25
Removable water container	●
Permanently refillable water container	●
Ironing multi-layered items	●
User convenience	
All-in-one	●
1-2 lift system	●
Infinitely variable height adjustment with gas lift mechanism in mm	830 – 1020
Castors gentle on the floor	●
Ironing board with Comfort Zone	●
Automatic fan On/Off	●
Fan memory function	●
Automatic descaling	●
Automatic rinsing	●
Storage compartment for iron	●
Storage compartment for supply lead and accessories	●
Safety	
CoolDown function	●
Auto-Off function	●
Technical data	
Dimensions in mm (W x H x D)	470 x 970 x 1480
Dimensions in mm (W x H x D)	470 x 1280 x 370
Iron surface area in mm ²	120 x 40
Standard accessories	
Non-stick soleplate	●
Steamer	–
Basic ironing board cover	–
Premium ironing board cover	●
Steam hose holder	●
Mains connection cable holder	●
Optional accessories available	
Steamer	–



Which performance specifications are important to you?

Overview of the product highlights* of Miele rotary ironers

Miele rotary ironers - the champions against creases and wrinkles

Do you think that rotary ironers are old fashioned and inconvenient? If this is the case, then you have never worked with a rotary ironer from Miele. It will not take long for the benefits to convince you otherwise. Ironing has never been faster or more convenient! Compared to conventional ironing methods, you can save considerable effort and reduce ironing time by up to 50%. This allows you to gain time for the nicer things in life!



Fascinatingly versatile

Flexible to meet all requirements: any type and size of laundry can be smoothed quickly and easily.

Exclusive to Miele

Steam function

Glides particularly smoothly: twin-tank technology for fast and even steam distribution and excellent ironing results.

High contact pressure

More pressure, better removal of creases: you would have to press down on the ironing table with a force of about 7 kg to create a comparable pressure with a hand iron.

Temperature selection to suit textiles

Gentle treatment of fibres: simply select the temperature in accordance with the care label of the textile. This ensures that your textiles stay looking good for longer.

Ironing sitting down

Ergonomic and strain reducing: the strain on your back is reduced, and operation using foot switches leaves both hands free.


*Features depend on model

What do the icons mean?

All symbols for rotary ironers at a glance

Charts on the following pages contain detailed information on Miele's ironing appliances. In General, Miele products have many different functions and characteristics.

Icons of the most important features directly above the product ensure differentiation at a glance. For a faster overview we are giving you a brief explanation of all used icons in this product group on this page.



Fabric

Indicates for which textiles the appliance is particularly suited.



Flat laundry: this appliance is particularly suited to iron flat laundry such as bed and table linen, etc.



Steam

Indicates if the appliances features a steam function.



Glides particularly smoothly: twin-tank technology for fast and even steam distribution and excellent ironing results.

Rotary ironers

Product summary



Model/Sales designation	B 995 D
Design	
Appliance colour	Lotus white
Perfect ironing results	
Temperature selection to suit textiles	•
High contact pressure (N/cm ²)	0.35
Laundry feed board for easy laundry feed	•
Convenient infeed board with ample storage space	•
Airing bar for crease-free cooling	•
Steam function	•
Steam generator capacity in l	0.84
Dual-tank technology	•
Uses tap water	•
Time-saving ironing	
Roller length in mm	830
Variable roller speed	•
Moisture-absorbing roller padding	•
User convenience	
Effortless ironing while seated possible	•
Free, unsupported roller end	•
Clear control panel	•
Convenient folding mechanism	•
Easily manoeuvrable thanks to four castors	•
Safety	
Automatic finger guard	•
Emergency release	•
Good stability	•
Technical data	
Dimensions in mm (W x H x D)	959 x 985 x 380
Dimensions in mm (W x H x D)	1055 x 500 x 380
Total connected load in kW	3.5
Standard accessories	
Dust cover made of 100% cotton	–
Adhesive film for temperature selector	–
Funnel for water container	–



Perfect coffee at home any time

Do you enjoy relaxing whilst drinking a cup of espresso, coffee, cappuccino or latte macchiato ?

Then you have come to the right place.

Do you love the aroma of perfectly prepared coffee? Miele offers a wide range of exceptional coffee machines. For every coffee connoisseur there is the perfect coffee: for the ambitious hobby barista or the milk froth fan. Now you can enjoy your favourite beverage not only in a café, but also at home. Any time, quite simply - with Miele.



Contents

Introduction

The preparation systems and the range of Miele freestanding coffee machines	54
Coffee specialities	57

Product benefits

The product highlights of Miele freestanding coffee bean machines	58
Glossary	60
Coffee machine summary	61



Tried-and-tested system for the ultimate coffee enjoyment

The preparation systems and Miele freestanding coffee machine

Miele offers freestanding coffee machines with a tried-and-tested preparation system. This enables Miele to ensure exquisite coffee enjoyment.



Freestanding coffee bean machines

Would you like to select your favourite variety from all the coffee beans in the world? Do you enjoy the taste of freshly ground beans? Then this is the system for you. You can adjust all machine settings to suit your beans and your taste.



The compact Miele free-standing appliances are at home anywhere in your kitchen - or even in the living room, conservatory, or wherever you want to enjoy aromatic fresh coffee at the touch of a button.

Perfect combination for an excellent cup of coffee

Miele and illy coffee

Unique and exquisite – illy caffè

The preparation of perfect espresso requires a high-quality coffee machine as well as good quality coffee. This is why Miele has joined forces with illy caffè, an Italian quality brand offering an exquisite blend of the finest Arabica beans. Consistent quality and the pursuit for perfection makes illy a brand for outstanding coffee enjoyment. For almost 80 years, illy has been well known amongst coffee lovers and connoisseurs. illy blends nine different types of the finest Arabica beans for its unique coffee products prior to roasting which ensures a consistent aroma. Preparing a cup of coffee with illy coffee using technically sophisticated coffee machines from Miele results in particularly delicious coffee. You will be impressed by the perfect harmony of illy caffè and enjoy its pleasant flavours with a refreshing effect on body and soul.



Coffee for connoisseurs

Coffee specialities

A day without coffee is only half the enjoyment. Drinking coffee has long been a well established ritual in our daily routine. Particularly in the Western world the aromatic beverage has enjoyed inimitable success. Coffee is an expression of enjoyment and zest for life in our modern society and shapes the cultures of many countries around the world. A coffee always tastes good: for breakfast, in-between times or in the evening after a fine meal with guests. Today there are several popular ways of making coffee. Traditional coffee beverages have developed into coffee specialities in many regions. The most and the most preferred coffee variations are, amongst the classic German-style coffee, Italian specialities: cappuccino, latte macchiato and espresso. The quality of coffee varies. Apart from the quality of the coffee bean and its blend, it is the type of process used to prepare a coffee which is central to achieving superb coffee enjoyment.



Strong:

Espresso excels with its pronounced intensive flavour and a thick crema.
Ristretto: Concentrated, strong espresso. The same amount of coffee as for an espresso, but a lot less water.



Classic:

Coffee stands for pure enjoyment made with water and freshly ground coffee.



Creamy:

Cappuccino is a perfect combination of espresso and creamy hot milk froth.



Multi-layered:

Latte macchiato is a composition of strong espresso, hot milk and milk froth.



More coffee specialities:

Long coffee, latte, hot milk, milk froth, hot water.



Which convenience features are particularly important to you?

The product highlights* of Miele freestanding coffee bean machines

OneTouch and OneTouch for Two

Fully-automatic perfection: Preparation of one or two coffee specialties at the touch of a button. The OneTouch for Two function allows two glasses of latte macchiato or two cups of cappuccino, coffee or espresso to be made at the same time. Using the OneTouch function and pressing the button twice produces two hot beverages in succession in one process. Hot beverages are delivered conveniently via the central spout. Glasses and cups no longer need to be moved around.



AromaticSystem

Intensive coffee aroma: intelligent technology to achieve best possible results.

Automatic rinsing of milk pipework from water container

Excellent user convenience: after making special coffees with milk, the machine is cleaned automatically.

Cappuccinatore

Minimum effort required: hot milk or creamy milk froth is delivered straight to the cup, glass or jug.

Easily removable brew unit

Easy to remove and clean: the guarantee for impeccable hygiene, long service life and perfect coffee enjoyment.

ComfortClean

Thorough cleaning and value retention: many components are dishwasher-proof.

*depending on model

What do the icons mean?

All symbols for freestanding coffee machines at a glance

Charts on the following pages contain detailed information on Miele freestanding coffee machines. In general, Miele products have many different functions and characteristics.

Icons of the most important features directly above the product ensure differentiation at a glance. For a quick overview you will find on this page a short explanation of all symbols used.



User interfaces

Explains the selection of coffee specialities, etc.



DirectSensor: Selection of beverage specialities via touch sensors, 4-line text display



AromaticSystem

Indicates if the appliances features the AromaticSystem



This allows particularly intense mixing of ground coffee and water, and the coffee aroma can unfold even better



OneTouch for Two

Indicates if the appliance features the OneTouch for Two function



Two delicious coffee specialities at the same time by simply touching a button.



Cleaning Programmes

Indicates if the appliances has various cleaning programmes



Convenient: Cleaning programmes for perfect hygiene and to ensure a long life cycle



EasyClean

Indicates if the brew unit is easy to clean.



Removable brew unit for optimum hygiene.



BrilliantLight


Indicates if the appliance has LEDs.



Soft LED light showcases every cup and provides a pleasant atmosphere in your kitchen

Freestanding coffee machines

Product summary



Model/Sales designation	CM 6310
Construction type	
Freestanding bean-to-cup coffee machine	●
Built-in bean-to-cup coffee machine	–
Built-in coffee machine with Nespresso system	–
Design	
PureLine/ContourLine	–/–
Colour	Obsidian black
Display	DirectSensor
Beverage specialties	
Espresso/Coffee/Long coffee	●/●/●
Cappucci-/Latte Macchiato/Caffè Latte	●/●/●
Hot water/Hot milk/Milk froth	●/●/●
Consumer benefits	
OneTouch/OneTouch for Two preparation	●/●
Flavour preserving conical grinding unit	●
Second type of coffee possible using ground coffee	●
User profiles programmable	●
Grinding grade adjustable/Grinding grade programmable	●/●
Water quantity/Water temperature programmable	●/●
Pre-brewing/Milk quantity/Milk froth quantity programmable	●/●/●
Coffee pot function	–
User convenience	
Individual language selection	●
Time of day display/Date display	–/–
CupSensor	–
Height adjustment of infinitely adjustable central spout in cm	8.0 – 14.0
ComfortDoor/BrilliantLight/Concealed door handle	●/–/–
Removable bean container/Nespresso capsule magazine	–/–
Capacity of coffee bean container in g	300
Capacity of capsule carousel in capsules	–
Capacity of waste container in capsules	12-14
Capacity of water container in l	1.8
Switch-on time programmable/Switch-off time programmable	●/●
Standby time programmable/Time buffer in h	●/–
Can be combined with warming drawer	–
Fixed water connection	–
Cleaning convenience	
Convenient cleaning programme/ComfortClean	●/●
Automatic rinsing of the milk pipework from the water container	●
Removable milk pipework/brew unit	●/●
Efficiency and sustainability	
Energy-saving Eco mode option	●
Networking of domestic appliances	
Miele@Home	–
Safety	
System lock	●
Technical data	
Machine dimensions in mm (W x H x D)	251 x 359 x 427
Depth with door open in cm	–
Total connected load in kW	1.5
Voltage in V/Fuse rating in A	220 – 240/10
Length of water intake hose/connection cable in m	–/1.4
Accessories supplied	
Glass/stainless steel milk flask	–/●
Descaler/cleaning tablets/tin of Illy coffee	●/●/–
Colour	Obsidian Black



Wide variety of appliances for modern lifestyles

With its refrigeration appliances, Miele offers an extremely wide variety of models equipped with state-of-the-art technology and unique convenience. Every appliance is designed specifically for its purpose and to meet the highest of demands in terms of quality and durable functionality. One can immediately recognise the superb Miele design - premium materials and consistently clear lines throughout. That is Miele.



Contents

Introduction

Type of appliance	64
PerfectFresh	66
Wine conditioning units	68

Product advantages

The highlights of Miele refrigerators, freezers and wine units	71
Glossary	72
Product summary	73

What type of appliance would you like?

The models of Miele freestanding fridge-freezer and wine conditioning units

Miele offers inspired appliances with particular highlights to keep food fresh, refrigerate it or store it, all under optimum conditions. Miele appliances contribute to a healthy and modern life.



Fridge-freezers

These appliances offer plenty of storage space for fresh food and also for frozen food, each section with its own door. Miele fridge-freezer combinations combine convenient, gentle storage of fresh food as well as frozen food in one appliance.



Wine conditioning units

Miele wine units provide the optimum storage conditions for your wine collection. With individually controlled temperature zones for different types of wine, your reds and whites are guaranteed professional treatment. Miele wine units are not just professional equipment for wine connoisseurs, but are also a prestigious designer piece for your home.





Which freshness system would you like?

Pure enjoyment and natural taste with PerfectFresh

Food is bought fresh, and then...?

Fresh food is the basis for wholesome, healthy living. Fruit and vegetables should be consumed as crisp and fresh as when purchased. But who has the time nowadays to buy ingredients fresh every day?

Apart from the quality of the food at the point of purchase, the right storage conditions are also important. The storage conditions determine how fresh, tasty and healthy food still is when preparing it for consumption. This is easily achieved with PerfectFresh.

Clever cooling – healthy eating

PerfectFresh is the synonym for innovative food storage at Miele: a special cooling zone in Miele refrigerators which offers ideal storage conditions for a variety of food. Many types of fruit and vegetables, meat, fish and dairy products remain fresh for considerably longer in the PerfectFresh zone than in a conventional refrigerator. At a temperature of between 0°C and 3°C, as well as ideal air-humidity levels, even perishable food can be stored in ideal conditions and retain its freshness. Important vitamins and minerals are retained longer. Freshness you can see and taste!





Dry compartment:

In the PerfectFresh dry compartment, meat, fish and almost all dairy products are stored in ideal conditions: the temperature is between 0°C and 3°C. When stored in the dry compartment, many food items can even be used beyond the best-before-date.

Humidity controlled compartment:

The PerfectFresh humidity-controlled compartment has been designed specifically for storing fresh fruit and vegetables which require high humidity levels for perfect storage conditions. A storage temperature between 0°C and 3°C as well as a humidity level of up to 90%* ensure that your food remains fresh considerably longer.



* Depending on the amount of food stored and the setting



Miele wine conditioning units

Wine storage with style and many highlights*

For true connoisseurs, the enjoyment of wine begins with the selection of the wine itself. The length of time you can enjoy its rich flavour depends upon how it is stored at home. The correct storage conditions of wine have a direct effect on its shelf life. A wine unit from Miele offers ideal conditions for the storage of finest wine.



Optimum temperature control

Depending on the variety, you can set the temperature of several zones precisely. This allows you to simultaneously store different wines at the optimum temperature. When storing wine over long periods of time, storage facilities must meet specific demands in terms of ambient temperature. Miele wine units offer ideal ambient conditions.



Maximum versatility

Adjustable bottle racks made from premium beech wood hold all your wine bottles securely in place. The individual wooden racks are easy to adjust to suit the size of the bottles.



Particularly eye-catching

The versatile free-standing appliances integrate easily into any type of surrounding. With the professional SommelierSet the wine unit becomes an eye-catching design piece.



Which product features are particularly important to you?

Fridge-freezer and wine conditioning unit highlights

PerfectFresh

Apart from the quality of the food at the point of purchase, the right storage conditions are also important. Storage conditions decide how fresh, tasty and healthy food still is when preparing it for consumption. The solution: this is easily achieved with PerfectFresh – perfect storage conditions for fresh produce to retain vitamins, nutrients ... and flavours!



NoFrost

Convenient: manual defrosting no longer necessary. Cold air is circulated and prevents the formation of ice on food.

DynaCool

Uniform distribution of temperature: a ventilator ensures excellent circulation and distribution of cold air.

**Exclusive
to Miele**

ComfortClean

Fast cleaning: the high-quality door racks are dishwasher-proof.

**Exclusive
to Miele**

EasyOpen lever handle

Easy to open: the elegant handle allows you to open the door extremely effortlessly.

**Exclusive
to Miele**

Active AirClean filter

Inimitable aroma retained: the combination of active charcoal filter and chitosan (a natural product) effectively prevents odours.


*depending on model


What do the icons mean?


All symbols for fridge-freezers at a glance


Charts on the following pages contain detailed information on Miele's fridge-freezers. In general, Miele products have many different functions and characteristics.


Icons of the most important features directly above the product ensure differentiation at a glance. For a quick overview you will find on this page a short explanation of all symbols used.





 **Energy efficiency**
Indicates the energy efficiency rating.


 A+++ to A+ energy efficiency ratings are displayed.

 **Freshness system**
Indicates the freshness system.


 PerfectFresh: Food stays fresh up to three times longer


 PerfectFresh Pro: Professional storage - freshness up to five times longer


 MasterFresh: Ideal climate for your food - exclusive to MasterCool appliances


 **Lighting**
Explains which lighting the appliance has.

 LED lights: Maintenance-free, save energy and provide optimum illumination of the interior compartment


 FlexiLight: Illuminates with no glare and can also be individually positioned on any shelf level in various ways

 BrilliantLight: Powerful LEDs ensure a perfect illumination of the interior - exclusive to MasterCool appliances


 **NoFrost**
Indicates whether the appliance defrosts automatically.

 Circulating cool air makes defrosting no longer necessary


 **DynaCool**
Indicates whether the appliance offers uniform air circulation


 Ensures uniform circulation of cold air in the refrigerator


 **ComfortClean**
Indicates whether parts of the refrigerator are dishwasher safe.

 Door rack for bottles dishwasher safe up to 55°C

 **SoftClose**
Indicates whether the appliance features a soft door closing system.


 Soft closing prevents movement of bottles stored in the interior door

 **IceMaker**
Indicates whether the appliance features an ice cube maker.

 Ice cube maker with water tank or fixed water connection for a quick and easy production

Freestanding fridge-freezers

Product summary




Model/Sales designation	KFN 14947 SDE ed/cs-1
Appliance category	
Fridge-freezer	•
Construction type	
Free-standing	•
Door hinge side/Convertible hinging/Can be installed side-by-side	Right/•/–
Design	
Casing colour	Stainless steel
Front colour	Stainless steel CleanSteel
Lighting fridge/fridge compartment/type of lighting	•/LED
User convenience	
PerfectFresh/ComfortClean/DynaCool	•/•/•
FrostFree/VarioRoom/Ice maker/Mains water connection	•/•/•/•
Active AirClean filter and change indicator	•
EasyOpen lever handle/SoftClose door closing damper	•/•
Wooden shelves	–
Control	
Electronic temperature display and control	TouchControl
Fridge compartment can be switched off	•
Independent temperature control of fridge and freezer compartments	•
Super Cooling/SuperFrost	•/•
No. of temperature zones	3
Fridge/Fridge compartment	
Height-adjustable toughened glass shelves	•
No. of shelves/of which dividable	4/1
Chrome-plated metal bottle rack	–
No. of removable fruit and vegetable drawers	–
No. of PerfectFresh drawers	2
Butter and cheese compartment	•
VarioBord trays for jars/condiments (can be used at the table)	•
Storage racks full/half width	1/–
Inner door racks for bottles	1
Freezer/Freezer compartment	
No. of removable freezer drawers/baskets	4
Efficiency and sustainability	
Energy efficiency classification	A++
Annual energy consumption in kWh	305
Energy consumption in 24 h in kWh	0.835
Safety	
Lock function/Power cut indication for freezer compartment	•/•
Audible door alarm/Audible temperature alarm	•/•
Optical door alarm/Optical temperature alarm	•/•
Technical data	
Appliance dimensions in mm (W x H x D)	750 x 2020 x 630
Climatic classification	SN-T
Fridge compartment volume in l/PerfectFresh zone volume in l/4-star freezer compartment volume in l	306/107/112
Wine conditioning zone volume in l	–
Storage time in case of fault/Freezing capacity in h/kg	30/14.0
Noise power level in dB(A) re 1 pW	40
Current consumption in milliampere (mA)	1500
Voltage in V/Fuse rating in A	220 – 240/10
Standard accessories	
Butter dish/Egg rack	•/•


What do the icons mean?


All symbols for wine conditioning units at a glance


Charts on the following pages contain detailed information on Miele's wine conditioning units. In general, Miele products have many different functions and characteristics.


Icons of the most important features directly above the product ensure differentiation at a glance. For a quick overview you will find on this page a short explanation of all symbols used.




 **Active AirClean filter**
Indicates whether the appliance features an Active AirClean filter


 Eliminates virtually all odours in the freezer


 **DynaCool**
Indicates whether the appliance offers uniform air circulation


 Ensures uniform circulation of cold air in the wine conditioning unit


 **SoftClose**
Indicates whether the appliance has a soft door closing system


 Soft closing of the door prevents bottles inside the wine unit from moving


 **Energy efficiency**
States energy efficiency rating

 Energy efficiency ratings A+++ to A+ are displayed.

 **FlexiFrame**
Indicates whether the appliance features adjustable bottle racks

 Secure hold for every bottle by individually positionable slats

 **SommelierSet**
Indicates whether the wine conditioning unit features a SommelierSet

 Allows professional decanting, chilled glasses and wine bottles at serving temperature even after opening

Wine units

Product summary



Model/Sales designation	KWT 6832 SGS
Appliance category	
Wine conditioning unit	●
Construction type	
Free-standing	●
Built-in integrated/built-under	–/–
Door hinge side/Convertible hinging	Right/●
Design	
Casing colour	Stainless steel
Front colour	Tinted glass door/strip handle
Lighting fridge/fridge compartment	●
Type of lighting	LED
User convenience	
DynaCool/SoftClose door closing damper	●/●
Active AirClean filter and change indicator	●
No. of wooden shelves	13
Flexible wooden shelves FlexiFrame	10
SommelierSet	●
Bottle presenter	●
Push2open	–
Control	
Electronic temperature display and control	TouchControl
Efficiency and sustainability	
Energy efficiency classification	B
Annual energy consumption in kWh	245
Energy consumption in 24 h in kWh	0.670
Appliance networking	
Miele@home	Retrofittable
Fridge/Fridge compartment	
No. of temperature zones	3
Safety	
Lock function	●
Audible door alarm/Audible temperature alarm	●/●
Optical door alarm/Optical temperature alarm	●/●
Technical data	
Appliance dimensions in mm (W x H x D)	700 x 1920 x 742
Niche dimensions in mm (W x H x D)	0 x 0 x –
Climatic classification	SN-ST
Wine conditioning zone volume in l	502
Noise power level in dB(A) re 1 pW	38
Current consumption in milliampere (mA)	1000
Voltage in V/Fuse rating in A	220 – 240/10



Sparkling moments

Sparkling glasses not only brighten up a beautifully set table but light up host and guests' eyes too.

On the next pages you will experience how Miele dishwashers make your dishes sparkle – and put a smile on your face: with excellent cleaning results, clever details which make everyday work simpler, and low consumption values to suit the environment and your budget.



Contents

Introduction

Designs and range 78

Product benefits

The product benefits of Miele dishwashers 81

Products

Glossary 82

Dishwasher summary 83

Perfect design harmony in your kitchen

The Miele dishwasher models and size range

The Miele dishwasher models



Freestanding dishwashers

Freestanding dishwashers with a hard-wearing cover plate that can be used as a worktop. Since the appliance is not built in, it can simply move house with its owners and be installed in the new kitchen.

Miele dishwasher sizes



Standard dishwashers

(81 cm high, 60 cm wide)

For the standard recess in the majority of households with a built-under height from 81 cm.







Which product features are particularly important to you?

The product highlights of Miele dishwashers*

Fresh water dishwashers use as little as 6.5 l

Minimum consumption: The Automatic programme ensures the best cleaning results with minimum water consumption.



Superior energy efficiency

Best performance: highly economical, producing excellent cleaning and drying results.

Exclusive to Miele

Miele comfort basket design

New basket handles, a completely redesigned lower basket as well as many innovative features in the upper basket: the new Miele dishwashers usher in a new era of basket design.

Exclusive to Miele

ComfortClose

Practical: the door is extremely easy to open and close, and stays open in the desired position.

Hot water connection

Up to 50% electricity savings¹⁾: all Miele dishwashers can be connected to hot water with a temperature of up to 60°C.

Best sound emissions

Barely audible: sound emissions as low as 41 dB(A), yet achieving constant perfect results.

*Features depend on model


¹⁾ In the 'Gentle' dishwashing programme: on all G6000 dishwashers


What do the icons mean?


All symbols for fully integrated dishwashers at a glance


Charts on the following pages contain detailed information on Miele's fully integrated dishwashers. In general, Miele products have many different functions and characteristics.


Icons of the most important features directly above the product ensure differentiation at a glance. For a quick overview you will find on this page a short explanation of all symbols used.





 **Energy efficiency**
Indicates the energy efficiency rating


 A+++ to A+ energy efficiency ratings are displayed


 **Water consumption**
Shows the water consumption in litres


 The most economical dishwashers consume only 6.5 litres in Automatic programme. The highest value is 13.5 litres.


 **Sound emissions**
Shows the sound level in decibels db(A)

 The quietest dishwashers have sound emissions of only 38 dB. The highest value is 46 dB.

 **Cutlery cleaning**
Shows where the cutlery can be placed for cleaning

 The height, width and depth of the 3D cutlery tray⁵⁾ can be adjusted.


 Every item of cutlery is separated, food deposits are completely removed and the cutlery dried perfectly.

 The cutlery basket fits in any position over the front spikes in the lower basket.

1) EP 2120671B1, DE 102007008950B4
2) EP 1457153B1
3) EP 2233061B1
4) EP 2428153B1
5) EP 2201887B1, DE 102008062761B3

Freestanding dishwasher, 60 cm

Product summary



Model/Sales designation standard version (60 x 81 cm)	G 4920 SC
Model/Sales designation XXL variant (60 x 85 cm XXL)	
Design	
Fascia panel version/Operation	Straight fascia/Programme selector
Display	3-digit 7-segment indicator
Convenience	
Knock2open	–
Door closing aid	ComfortClose
BrilliantLight/Salt container in door	–/–
Operating noise dB (A) re 1 pW	46
Countdown indicator/Delay start up to 24 h/TimeControl	●/●/–
Functional testing	Control display
Efficiency and sustainability	
Energy efficiency class/Drying classifi	A++/A
Water consumption in the sensor wash programme in l	6.5
Water consumption in l/Energy consumption in kWh in ECO programme	9.9/0.94
Annual water consumption in l/energy consumption in kWh in ECO programme	2772/266
Consumption values with ThermoSave® in ECO programme in kWh	0.59
FlexiTimer with EcoStart/EcoFeedback	–/–
Hot water connection	●
Alternating spray arm technology/Half load	●/●
Quality of results	
Mains water dishwasher	●
AutoOpen drying	–
SensorDry/Recirculation turbothermic drying	–/●
Perfect GlassCare	–
Dishwashing programmes	
ECO/Sensor wash/Pots and pans 75°C	●/●/●
Light soiling 50°C/Normal 55°C/Sensor wash gentle/Quick wash 40°C	●/●/–
Hygiene/SolarSave/Maintenance programme	–/–/–
Extra quiet 38 dB(A)/Extra quiet 40 dB(A)	–/–
Programmes for special applications (e.g. Pasta/Paella)	–
Rinse options	
Short/Intensive lower basket/Energy save/Extra dry	●/–/–/–
Soak/Pre-wash/Turbo function	–/–
Basket design	
Cutlery loading	Cutlery tray
Basket design	Comfort
No. of standard place settings	14
Appliance networking	
Miele@home/SuperVision/SmartStart/MobileControl	–/–/–/–
Safety	
Waterproof system	●
Check filter indicator	–
Child-safety feature/System lock	●/–
Technical data	
Total connected load in kW/Voltage in V/Fuse rating in A	2.1/230/10
Colour	Brilliant White



Discover perfect cleanliness for a feeling of well-being

When you choose a Miele vacuum cleaner, your home will be able to withstand even the most thorough examination.

People lead their lives in different ways. And so have different expectations of their vacuum cleaner. With a wide range of cylinder and stick vacuum cleaners, upright vacuum cleaners and accessories Miele offers the perfect solution for everyone.



Contents

Introduction

The pillars of Miele floor care	86
Hygiene	88
Miele lifestyle vacuum cleaners	90

Cylinder vacuum cleaners

Model series	92
Controls	93
Miele cylinder vacuum cleaner highlights	94
Glossary	96
Vacuum cleaner summary	97


What makes Miele vacuum cleaners so unique?

The foundations of Miele vacuum cleaners

Miele vacuum cleaners offer an ideal combination of superior cleaning performance, excellent ease of use, outstanding standards of hygiene, and first-class quality.

Cleaning performance:

Very powerful: The unique design allows you to achieve optimum results even with low power.



User convenience

Simple: Miele has developed clever technical features to make vacuum easier for you.

Hygiene

You can breathe easy: The multi-stage filtration system ensures clean air while vacuuming.



Quality

Guaranteed long lifespan: Exacting quality checks during manufacture guarantee high standards of quality.





How clean does it have to be to feel good?

Miele vacuum cleaner hygiene*



The right dustbag? It's simple!

It is often difficult to find the right dustbag for a vacuum cleaner. With Miele it's easy: You can recognise the right Original HyClean dustbag by the colour-matched key-lock principle.



First class suction power

Thanks to the finely graduated filter layers the Miele HyClean dustbag remains permeable to air even as it becomes fuller. The appliance will indicate when the dust bag is full or the exhaust filter is saturated. After replacing the filter, you can enjoy the same level of suction power, cleaning performance and hygiene, as you did when you first used it.




NEW: HyClean 3D Efficiency

The new dustbags provide the highest level of efficiency, even when vacuuming at low power level - due to the Soft Structure surface with little air resistance. As a result, you can save energy while vacuuming - with the usual high cleaning performance.



Dust-free hygienic dustbag replacement

When the vacuum cleaner is opened, the Original Miele HyClean dustbag's collar closes automatically and locks in the vacuumed dust for good. Additionally, the strong protector netting prevents the dustbag from tearing, even when sharp objects such as glass fragments are vacuumed up. So fine dust which has been vacuumed up cannot escape again.





Expert workmanship

With Miele, you can choose from four different exhaust filters:

AirClean filters:

Effective filtration for everyday needs.
>99.9% dust retention capacity¹⁾ in combination with the HyClean dustbag and motor filter.

AirClean Plus filter:

Effective filtration for particularly clean room air.

Active AirClean filters:

Significant reduction of unpleasant odours²⁾ – ideal for pet owners.

HEPA AirClean filters:

Filters even finest dust and allergens – ideal for those with house dust allergies.
> 99.999% overall dust retention capacity of the vacuum cleaner¹⁾, as well as HEPA 13³⁾

Miele vacuum cleaners are airtight

For people with house dust allergies, we recommend a vacuum cleaner with a HEPA filter fitted as standard. TÜV Nord (environmental testing board in Germany) has also recommended several Miele cylinder vacuum cleaners with HEPA AirClean filters for people with allergies. With the special casing seal the entire appliance, not just the exhaust filter, meets the requirements of the TÜV Nord, which are reviewed annually. **The filtered and discharged air is cleaner than normal room air.** In addition, bacteria, allergens and mould spores remain safely in the dustbag.

¹⁾ In accordance with EN 60312-1

²⁾ In accordance with DIN EN 13725

³⁾ In accordance with EN 1822/2011

What features would you like your vacuum cleaner to have?

Miele lifestyle vacuum cleaners and cleaner designs

Lifestyle vacuum cleaners



99.999% clean air¹⁾:
Allergy

What type of appliance would you like?

Miele vacuum cleaner designs

Models



Cylinder vacuum cleaners

A cylinder vacuum cleaner has the classic shape of a sledge and follows you easily through the room thanks to its smooth-running wheels. This allows you to comfortably vacuum large areas.



Which demands do you place on your model?

Miele cylinder vacuum cleaners

Model series



Complete C3 – distinct, powerful, exceptional



Compact C2 – light, convenient, compact



What type of controls do you prefer?

The controls* on Miele cylinder vacuum cleaners

Controls



6 stage rotary selector



Plus/minus foot controls

* Features depend on model



Which product features are particularly important to you?

Miele cylinder vacuum cleaner highlights*

Silence System

Pleasant: our Silence System with noise-optimised motor and integrated sound insulation.



Exclusive to Miele

Comfort cable rewind with single-touch control

Extra quick and convenient: The entire cable can be rewound by simply tapping the footswitch.



Exclusive to Miele

Compact-System

A real space saver: Floorhead and suction tube can be parked on either side of the vacuum cleaner.



A complete range of accessories

Integrated or on clip: Cylinder vacuum cleaners have an upholstery nozzle, a crevice nozzle and a dusting brush.



Exclusive to Miele

EasyLock suction tube

Unique: The suction tube with the socket system is easy to attach, transport and store.



Park system on both sides for storage

Easily transported: Suction tube and hose can be securely attached to the upright appliance.


* Features depend on model

What do the icons mean?

All symbols for cylinder vacuum cleaners at a glance

Charts on the following pages contain detailed information on Miele's cylinder vacuum cleaners. In general, Miele products have many different functions and characteristics.

Icons of the most important features directly above the product ensure differentiation at a glance. For a faster overview we are giving you a brief explanation of all used icons in this product group on this page.



Motors

Indicates the max. wattage



PowerLine appliance have max. 2.000 W.



Operating radius

Indicates the operating radius, from pulled-out cable to floorhead.



The operating radius of a cylinder vacuum cleaner is up to max. 11 m.



Sound emissions

Shows the sound level in decibels db(A).



The quietest vacuum cleaner produces only 69 db(A). The highest value is 79 db(A).



Design

Indicates the key feature of the model.



Integrated accessories:
The three-piece accessory set is integrated in the appliance.



Exhaust filters

Indicates the type of filter used.



AirClean filter:
Effective filtration for daily use.



HEPA AirClean filter:
Holds back the smallest of particles and allergens.



Controls

Indicates the type of control installed.




RotarySwitch:
The electronic power control is by a six-stage rotary selector.



FootSwitch:
Suction power is easily selected via the foot controls.

Series Compact C2

Product summary



Engine version	Compact C2 PowerLine
Product type	
Construction type	
Cylinder vacuum cleaners	●
User convenience	
Electronic suction power control	Rotary selector
Switch for electrobrush in the handle	–
Electrobrush socket	–
Ergonomic handle/XXL handle	●/●
Comfort- Handgriff/Eco Comfort-Handgriff	–/–
Comfort-Handgriff mit integrierter Steuerung/mit SpotLight	–/–
Silence System/Silence System Plus	●/–
Suction tube	Stainless steel telescopic tube
Park system for vacuuming breaks/with automatic switch-off	●/–
Park system for storage	Both sides Compact
Comfort cable rewind	–/●
Efficiency and sustainability	
Energy efficiency class/Dust emission class	G/B
Annual energy consumption in kWh	59.8
Carpet cleaning class/Hard floor cleaning class	D/C
Sound power level dB(A) re 1 pW	78
Nominal power consumption in W	1600
Performance data	
Max. power in W	1600
Power Chip	–
Mobility	
Castors with steel shaft gentle on floors	●
Dynamic drive/3-point manoeuvrability	–/●
Operating radius in m	10
Filter system	
Type of dustbag/Dustbag volume in l	HyClean FJM/3.5
Dustbag change/Exhaust filter change indicator	●/–
Exhaust filter/Motor protection filter	AirClean filter/●
Safety	
Locking system for floor head and handle	●
Automatic dustbag positioning	●
All-round bumper strip	–
Standard accessories	
Three-piece accessory set	On VarioClip
Upholstery nozzle/Crevise nozzle	●/●
Crevise nozzle, extra long SFD 10/flexible SFD 20	–/–
Dusting brush with synthetic bristles/Dusting brush with natural bristles	–/●
Radiator brush SHB 20/Mattress nozzle SMD 10	–/–
Wide upholstery nozzle SPD 10/Flexible suction hose SFS 10	–/–
Universalbürste/Ritzendüse	–/–
Floor head	SBD 285-3
Turbobrush	–
Hand turbobrush	–
Floor head	–
Electrobrush	–
Colour	Mango Red

Series Complete C3

Product summary



Engine version	Complete C3 Allergy
Product type	
Construction type	
Cylinder vacuum cleaners	●
User convenience	
Electronic suction power control	+/- footswitches
Switch for electrobrush in the handle	—
Electrobrush socket	—
Ergonomic handle/XXL handle	●/—
Comfort- Handgriff/Eco Comfort-Handgriff	—/—
Comfort-Handgriff mit integrierter Steuerung/mit SpotLight	—/—
Silence System/Silence System Plus	●/—
Suction tube	Stainless steel telescopic suction tube
Park system for vacuuming breaks/with automatic switch-off	●/—
Park system for storage	Both sides
Comfort cable rewind	●
Efficiency and sustainability	
Energy efficiency class/Dust emission class	—/—
Annual energy consumption in kWh	—
Carpet cleaning class/Hard floor cleaning class	—/—
Sound power level dB(A) re 1 pW	—
Nominal power consumption in W	1700
Performance data	
Max. power in W	2000
Power Chip	—
Mobility	
Castors with steel shaft gentle on floors	●
Dynamic drive/3-point manoeuvrability	—/●
Operating radius in m	11
Filter system	
Type of dustbag/Dustbag volume in l	HyClean GN/4,5
Dustbag change/Exhaust filter change indicator	●/—
Exhaust filter/Motor protection filter	HEPA AirClean filter/●
Safety	
Locking system for floor head and handle	●
Automatic dustbag positioning	●
All-round bumper strip	●
Standard accessories	
Three-piece accessory set	Integrated
Upholstery nozzle/Crevise nozzle	●/●
Crevise nozzle, extra long SFD 10/flexible SFD 20	—/—
Dusting brush with synthetic bristles/Dusting brush with natural bristles	—/●
Radiator brush SHB 20/Mattress nozzle SMD 10	—/—
Wide upholstery nozzle SPD 10/Flexible suction hose SFS 10	—/—
Universalbürste/Ritzendüse	—/—
Floor head	SBD 285-3
Turbobrush	—
Hand turbobrush	—
Floor head	—
Electrobrush	—
Colour	Lotus White



Miele India Private Limited

First Floor, Plot No. 9
Copia Corporate Suites
Jasola, Mathura Road
New Delhi - 110 -025
India

Telephone : +91 11 4690 0000

Fax : +91 11 4690 0001

Email : info@in.miele.com

Website : www.miele.in